

DUAL-PROJECT

DUAL-Air®

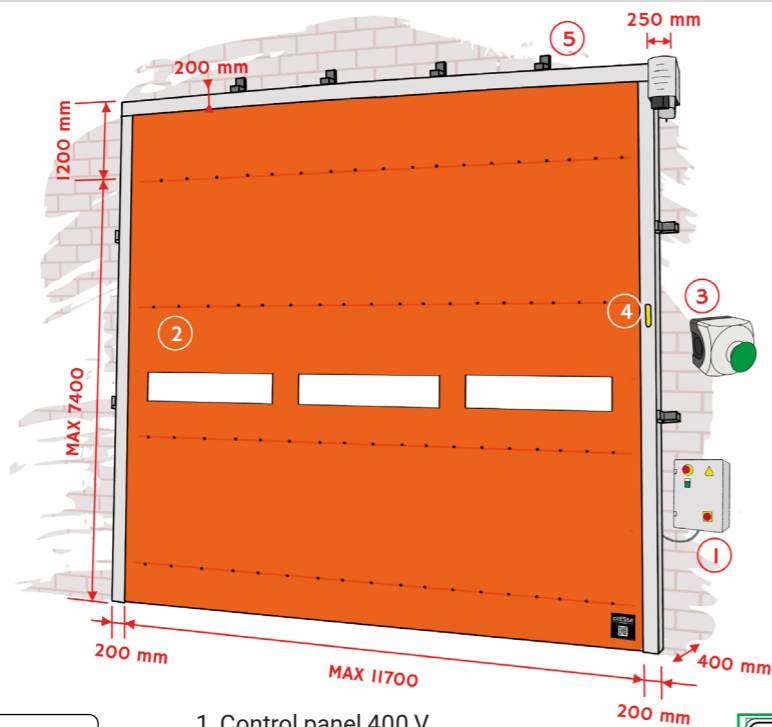
Made in ITALY, designed for intensive use.

The DUAL-Air® doors are suitable for an industrial application. The self-supporting structure consists of metallic structure and upper beam, containing rolling axis and relative 400V automation. These doors are for large openings.

Their peculiarity is the double curtain, composed of horizontal trellis elements, that give a high wind resistance to the door.

The operation works through the lifting of the horizontal trellis, dragged by the belts revolving around the axis and packed at the top.

All electrical and electronic devices undergo a strict internal procedure of quality control.



1. Control panel 400 V
2. Light curtain
3. Start push button opposite side
4. Led flashing blinker
5. Brackets

CE
0497

GIESSE
Loc. Pautasso, 3 - Castellinaldo(CN)
ITALIA
Tel. +39 (0) 173 658377
www.giesselogistica.com
16
type n. and DoP n.
XXXXXXXXXXXXXXXXXX

Type: DUAL AIR
Year: 2020
EN 13241:2003+A2:2016
UE N. 305/2011-2006/42/CE
Motorized door for
internal / external application
Power supply
400 V
Power (Max): 2x2,2 Kw
Wind load resistance
CLASS2

ENERGY
Automatic Door
X10000101

Manufacturer: GIESSE S.R.L.
Model: DUAL AIR
Reference: 11.7x7.4 Mt. max.

Classification acc. Traffic Class:
A B C D E F
B 12 T3
C 14

Application: Industrial
Climate Class: Cta Size Class: S5

Door Type High Speed Flexible	U-Value 2,3 (W/mK)	Air Permeability 12 (m³/m²·h)
Mean Cycle Speed 0,29 (m/s)	Operating Power 4400 (W)	Stand-by Power 10 (W)

Classification is made under
I.C.T. specifications.
This is a voluntary label provided
as a customer service to allow
consumers to make informed
decisions on the energy perfor-
mance of competing products.


DUAL-Air®

Customizable curtain with a silk-screen painting or digital printing.

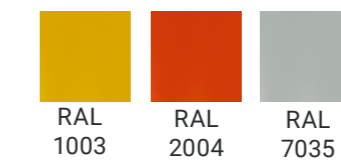


SPECIFICATION	STANDARD FEATURES
Operator	Frontal, lateral or central
Max clear passage	W 11700 X H 7400 mm
Upper beam size	400 X 200 mm
Rail	Self-supporting, electrical conduits included
Opening controls	Start / Stop push button on board, led flashing blinker
Curtain	Double leaf curtain polyester fabric, 730 gr/sqm
Windows	1 row 1000 x 300 mm each
Safety	Light curtains
Speed	1.0 m/s
Installation	Inside / Outside
Wind resistance	Class 2
Belts	For curtain lifting

Frame: materials and colours




PVC suggested colours similar to:



Extra colors Simil RAL:*

*To be evaluated with technical bureau



PVC available colours similar to:

